










VITRO X3


VITRO X3 DUO

Features high-pressure espresso technology and a fresh-leaf tea brewing system. A complete menu of coffee shop style drinks is available including fresh-brew tea.



-  Instant
-  Touch Selection
-  RGB Led
-  USB Connection
-  Removable Tray
-  Hot Water Spout
-  Dual Boiler System
-  Espresso
-  Fresh Brew Tea

 45 Kg Machine

 230Vac / 12A / 2kW / 50Hz

 Eco mode





Technical features

- 0.315 litres Pressure Boiler capacity (Espresso)
- 1.4 kW Max. power Pressure Boiler
- 2.4 litres atmospheric Boiler capacity (Instant product)
- 2.85 kW Max. power atmospheric Boiler
- 0.8 Bar Min. / 10 Bar Max. Water Pressure



Machine capacity

Coffee beans	1500 g / 210 cups
Leaf Tea	550 g / 220 cups
Powdered Milk	1200g / 300 cups
Chocolate	1200 g / 60 cups
Grout Bin	65 cakes

Productivity per hour

- Hot water per hour 30 litres 
- Espresso 90 cups. 
- Soluble drink 240 cups. 
- Cappuccino 80 cups. 

Drink Capacity

- Espresso 210 cups. 
- Cappuccino (Powdered Milk) 210 cups. 
- Chocolate 60 cups. 