













# VITRO **X4**





## VITRO X4 DUO

Provides genuine high pressure espresso coffee, fresh-brew tea, chocolate and milk based drinks. The machine has a large product capacity and there's an optional Media Screen.

-  Instant
-  Touch Selection
-  RGB Led
-  USB Connection
-  Removable Tray
-  Hot Water Spout
-  Dual Boiler System
-  Espresso
-  Media Screen
-  High Capacity
-  Fresh Brew Tea

 56 Kg Machine

 230Vac / 12A / 2kW / 50Hz

 Eco mode





### Technical features

0.315 litres Pressure Boiler capacity (Espresso)  
 1.4 kW Max. power Pressure Boiler  
 2.4 litres atmospheric Boiler capacity (Instant product)  
 2.85 kW Max. power atmospheric Boiler  
 0.8 Bar Min. / 10 Bar Max. Water Pressure



### Machine capacity

Coffee beans	3000 g / 430 cups
Leaf Tea	1646 g / 660 cups
Powdered Milk	2470 g / 620 cups
Chocolate	2470 g / 123 cups
Grout Bin	65 cakes

### Productivity per hour

Hot water per hour 30 litres	
Espresso 90 cups.	
Soluble drink 240 cups.	
Cappuccino 80 cups.	

### Drink Capacity

Espresso 430 cups.	
Cappuccino (Powdered Milk) 430 cups.	
Chocolate 123 cups.	